


## Overview

The FIDAMAT 6 gas analyzer is suitable for the determination of the total hydrocarbon content in the air and high-boiling gas mixtures.



FIDAMAT 6

## Benefits

The FIDAMAT 6 gas analyzer stands out for its wide range of applications:

- where up to 100% H<sub>2</sub>O steam is present
- in high-purity gas applications
- with high-boiling components (up to 200 °C)
- where corrosive gases are present (with pre-filter).

The FIDAMAT 6 has:

- extremely low cross sensitivity to interference gases
- low combustion air consumption
- low oxygen influence.

The device is also equipped with warning and fault messages:

- in the event of combustion gas failure
- if the flame is extinguished
- to indicate faults in the pump and filter.

## Application

### Application areas

- Environmental protection
- Wastewater (in conjunction with a stripping device, verification of the hydrocarbon content of liquids)
- Measurement of flue gases in accordance with German emission protection legislation and air purity guidelines for fuel types oil, coal, gas, and waste (with German Technical Inspectorate approval)
- TLV (threshold limit value) monitoring at places of work
- Quality monitoring
- Process exhaust monitoring
- High-purity gas measurement in media such as O<sub>2</sub>, CO<sub>2</sub>, inert gases and cold sample gases
- Measurement of corrosive and condensing gases
- Process optimization.

### Further applications

- Chemical plants
- Gas manufacturers (high-purity gas monitoring)
- Research and development
- Cement industry (measurement of emissions)
- Paint shops and dry-cleaning systems
- Refineries (tank storage, waste water)
- Drying systems
- Solvent recovery systems
- Pharmaceuticals industry
- Automobile industry (engine development, engine and transmission development and certification).

### Special applications

Special applications are available on request in addition to the standard combinations.

# Continuous Gas Analyzers, extractive FIDAMAT 6

## General

### Design

- 19" unit with 4 HU for installation
  - in hinged frames
  - in cabinets, with or without slide rails
- Front panel for service can be hinged down (laptop connection)
- Gas connections for sample gas input and output as well as combustion gas and combustion air, pipe diameter 6 mm or 1/4"
- Gas and electrical connections at the rear
- Internal gas paths: stainless steel (type No. 1.4571).

### Display and control panel

- Large LCD panel for simultaneous display of:
  - Measured value
  - Status line
  - Measuring ranges
- Contrast of LCD panel adjustable via menu
- Permanent LED backlighting
- Washable membrane keyboard with five softkeys
- Menu-based operation for configuration, test functions and calibration
- User help in plain text
- Graphic display of concentration trend; programmable time intervals.

### Inputs and outputs

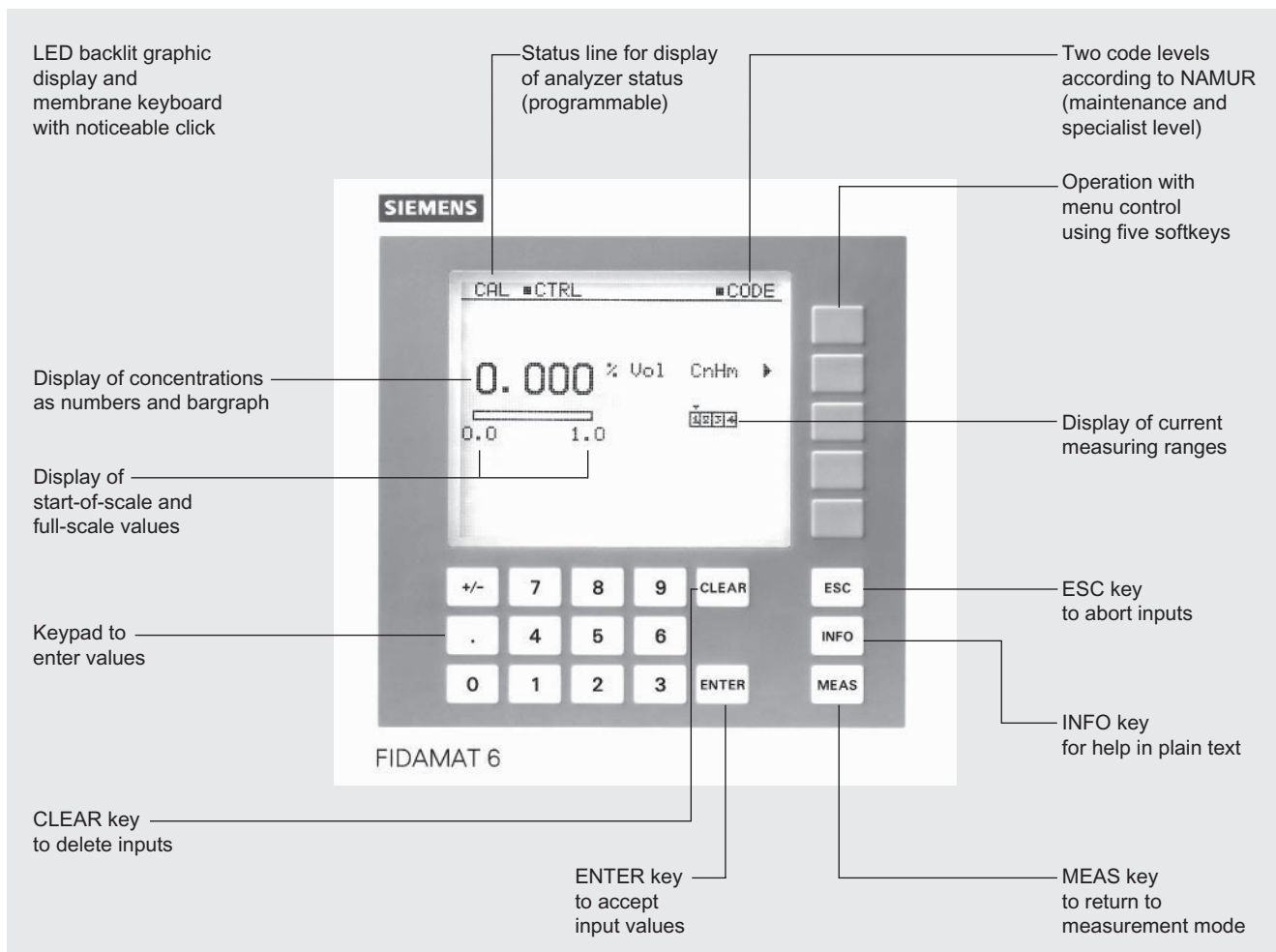
- One analog output
- Two programmable analog inputs
- Six binary inputs freely configurable (e.g. for range switching, processing of external signals from sample preparation)
- Six relay outputs freely configurable (failure, maintenance request, maintenance switch, limit alarm, external solenoid valves, measuring-point switchover)
- Extension with eight additional binary inputs and eight additional relay outputs for automatic calibration with up to four calibration gases.

### Communication

- RS 485 included in basic unit (connection at the rear).

### Options

- RS 485/RS 232 converter
- RS 485/Ethernet converter
- Linking to networks via PROFIBUS DP/PA interface
- SIPROM GA software as service and maintenance tool.



FIDAMAT 6, membrane keyboard and graphic display

# Continuous Gas Analyzers, extractive FIDAMAT 6

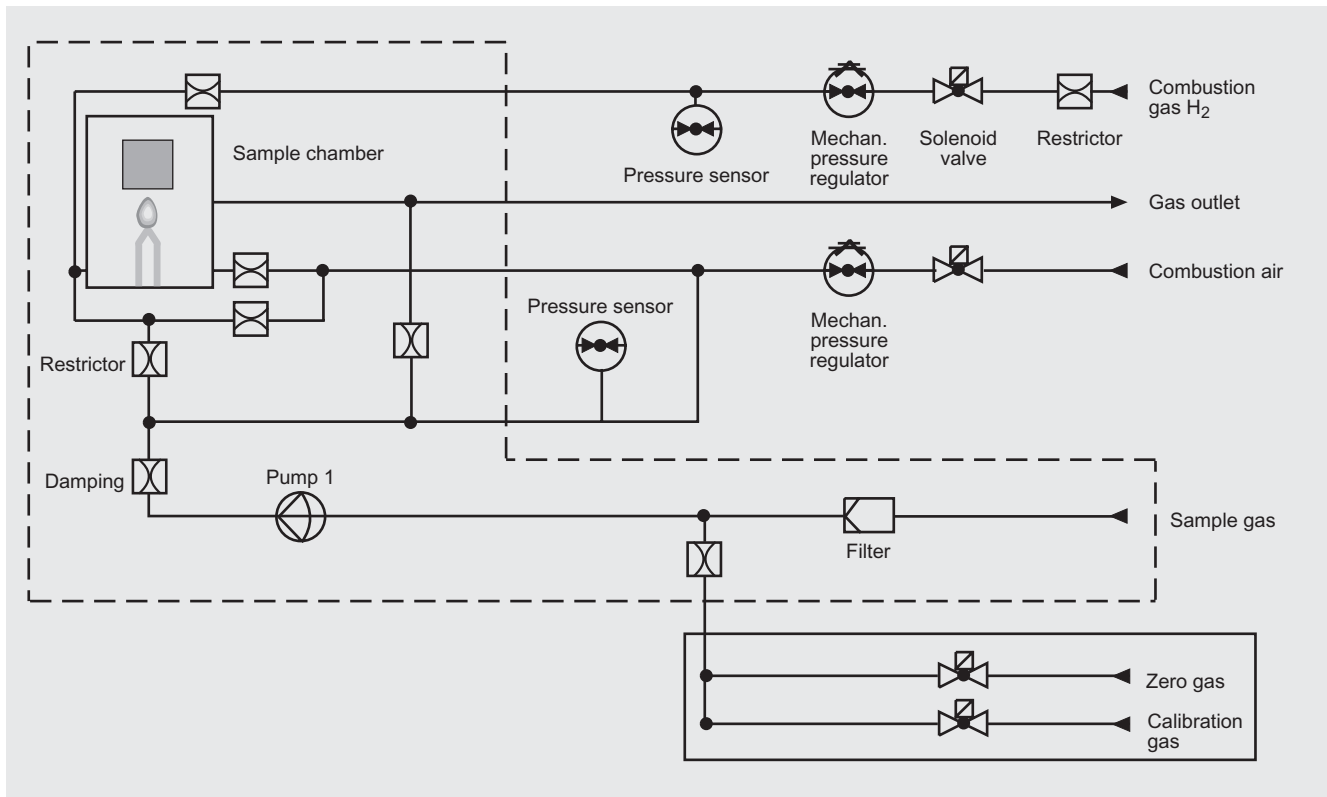
General

2

## Executions of the wetted parts

Gas path	19" unit
Tubing	SS, type No. 1.4571
Gas inlet	SS, type No. 1.4571
Gaskets	Graphite
Sample gas restrictor	Quartz
Auxiliary gas restrictors	SS, type No. 1.4571
Pump membrane	PTFE
Pump head	SS, type No. 1.4571
Detector	
• Nozzle	Quartz
• FID housing	SS, type No. 1.4571

## Gas path

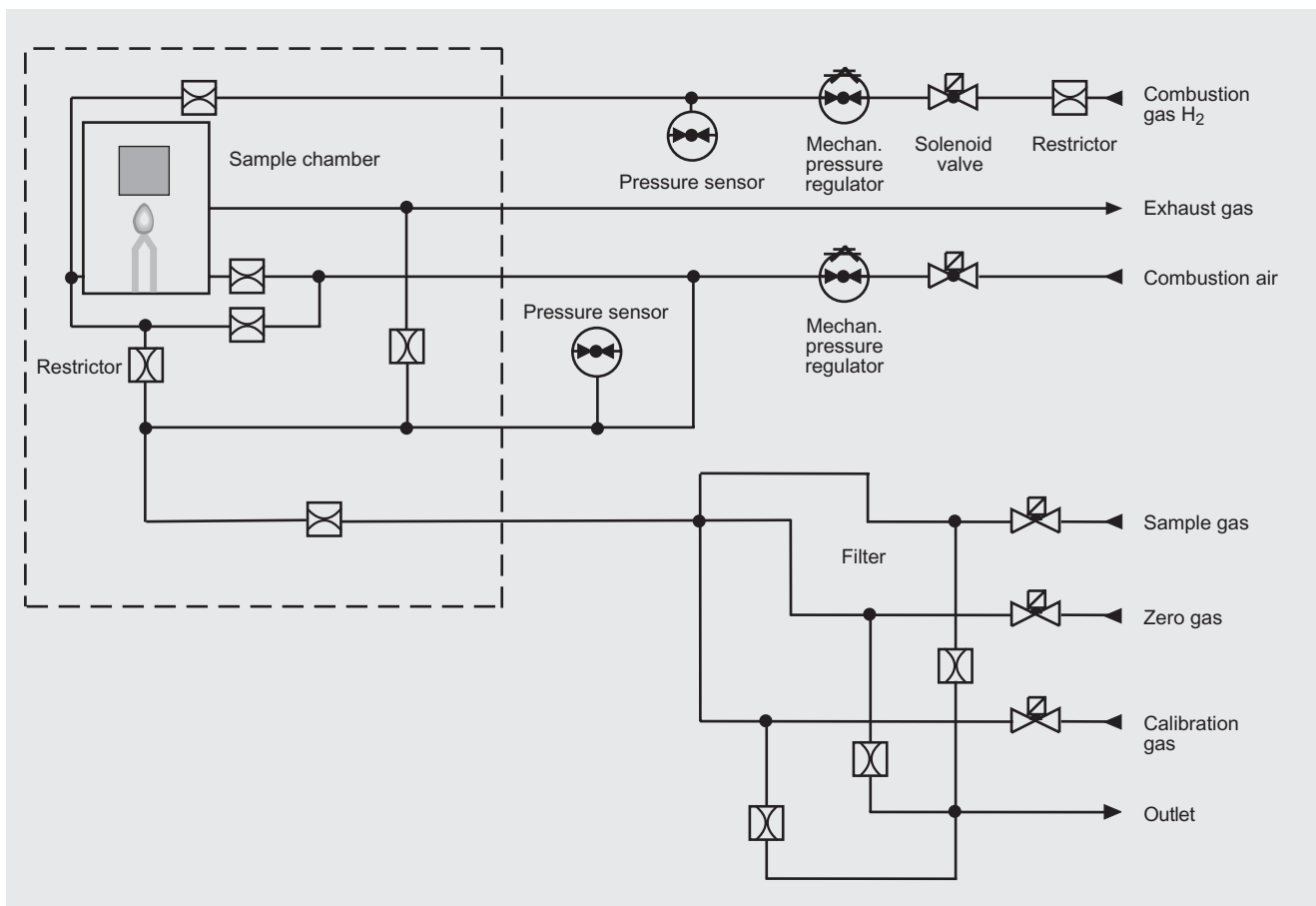


FIDAMAT 6 gas analyzer for determining the total hydrocarbon content, gas path with pump to connect combustion air

# Continuous Gas Analyzers, extractive FIDAMAT 6

## General

2



FIDAMAT 6 gas analyzer for determining the total hydrocarbon content, gas path without pump to connect combustion air

## Function

### Mode of operation

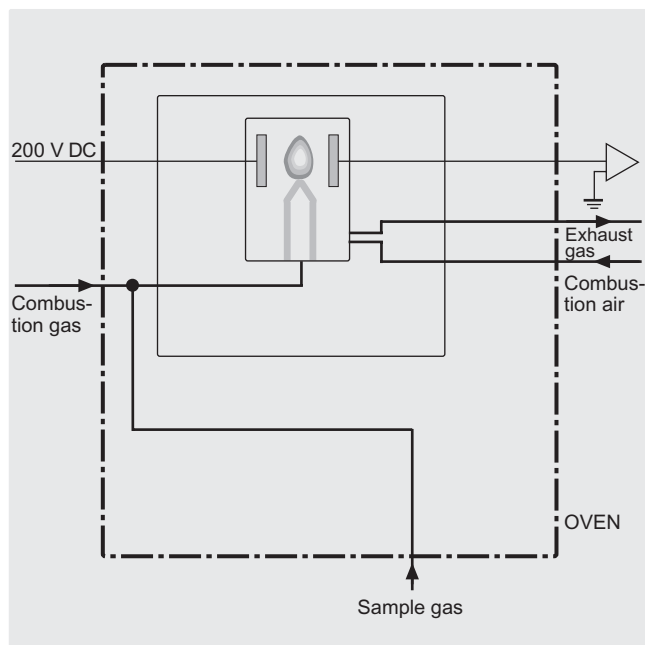
The FIDAMAT 6 performs substance-specific measurement and not component-specific measurement. It measures the total of all hydrocarbons in a sample gas, although with different weighting of the hydrocarbon molecules. At initial exposure, the display is proportional to the number of C atoms in the molecule in question. There are fluctuations in practice, however. The display deviation for the relevant molecule is expressed by the response factor.

The sample gas is supplied to the FIDAMAT 6 under overpressure or drawn in by the built-in diaphragm pump (optionally via a heated line and an additional filter) and passed into the flame ionization detector via an obstruction-proof fused-silica restrictor.

In the detector, the hydrocarbons in the sample gas are burned in a detonating gas flame. Burning partially ionizes the proportion of organically-bound hydrocarbons. The released ions are converted into a stream by the tension between two electrodes and measured using a highly sensitive amplifier. The current measured is proportional to the quantity of organically-bound C-atoms in the sample gas.

A pressure regulator holds the combustion gas pressure constant. The balanced system of pump, capillary tubes, and combustion air ensures that the sample gas pressure is kept constant.

When the analyzer is switched on, ignition and, for versions „with pump“, pump startup are automatic when the setpoint temperature has been reached.



FIDAMAT 6, mode of operation

The FIDAMAT 6 provides various messages in the form of floating contacts:

- Maintenance request
  - Sample gas flow (filter/pump)
  - Fan failure (advance warning for measuring accuracy). The measured value remains unaffected.
- Fault
  - e.g. hydrogen, combustion air, and sample gas pressure, temperature, physical part and pump, fault in the electronics (temperature). The measured value can be influenced.
- Failure
  - In the event of failure of, for example, the electronics, voltage supply, combustion gas, combustion air and sample gas, the device automatically shuts down (the combustion gas valve is closed).

### Note

The sample gas needs to be free of dust. Condensate in the cells must be avoided. That is why the most measuring tasks require an appropriate gas preparation.

### Essential characteristics

- Four freely-parameterizable measuring ranges, also with suppressed zero point, all measuring ranges linear
- Galvanically isolated measured value output 0/2/4 bis 20 mA (also inverted)
- Automatic measuring range switchover selectable, remote switchover also possible
- Storage of measured value during calibration possible
- Range identification
- Measuring-point selection for up to 6 measuring points
- Measuring-point identification
- Time constants (static/dynamic noise suppression) can be selected within wide limits; this means the response time of the device can be adapted to the respective measuring task
- Simple handling thanks to menu operation
- Low long-term drift
- Two operation levels with separate authorization code to prevent unintentional and unauthorized use
- Parameterizable automatic measuring range calibration
- Operation based on the NAMUR recommendation
- Customized device versions such as:
  - Customer acceptance
  - TAG labels
  - Drift recording
- Wear-free, corrosion-proof filter housing
- No obstructions in the sample gas restrictors through the use of a quartz restrictor tube
- Purge function in the event of device failure and auxiliary power failure (avoids build-up of toxic and corrosive substances in the device)
- Low combustion air consumption
- Response factors comply with the minimum requirements in accordance with German air purity guidelines and the Working Group of the German Automobile Industry
- Simple operation with the help of a numeric membrane keyboard and operator prompting.

# Continuous Gas Analyzers, extractive FIDAMAT 6

## General

### Response factors (examples, mean values)

Substance	Mean response factor
n-butane	1.00
<b>n-propane</b>	<b>1.00</b>
n-heptane	1.00
Cyclohexane	1.08
Isopropanol	0.81
Toluene	1.06
Acetone	0.94
Ethylacetate	0.77
Isobutyl acetate	0.83
Methane	1.06
Ethane	0.99
n-hexane	1.01
iso-octane	1.04
Ethine (acetylene)	0.91
Propene	0.84
Methanol	0.87
Ethanol	0.83
Ethanoic acid	1.13
Methyl acetate	0.67
Benzene	1.07
Ethylbenzene	0.96
p-xylene	1.03
Dichloromethane	1.13
Trichloroethene	1.01
Tetrachlorethene	1.07
Chloroform	0.72
Chlorobenzene	1.15

### Cross influences (examples) <sup>1)</sup>

Interference component	Concentration of the interference component	Induced cross influence
O <sub>2</sub> in N <sub>2</sub>	(21 Vol.%)	< 0.3 mg/m <sup>3</sup>
SO <sub>2</sub> in N <sub>2</sub>	(258 mg/m <sup>3</sup> )	< 0.15 mg/m <sup>3</sup>
NO in N <sub>2</sub>	(310 mg/m <sup>3</sup> )	< 0.5 mg/m <sup>3</sup>
NO <sub>2</sub> in synth. air	(146 mg/m <sup>3</sup> )	< 0.1 mg/m <sup>3</sup>
CO in N <sub>2</sub>	(461 mg/m <sup>3</sup> )	< 0.15 mg/m <sup>3</sup>
CO <sub>2</sub> in N <sub>2</sub>	(18 Vol.%)	< 0.1 mg/m <sup>3</sup>
HCl in N <sub>2</sub>	(78 mg/m <sup>3</sup> )	< 0.3 mg/m <sup>3</sup>

1) With measuring range 0 ... 15 mg/m<sup>3</sup>.

### Technical specifications

#### General

Measuring ranges	4, switchable between internal and external; manual and automatic measuring range switch-over possible
Smallest possible measuring span	0 ... 10 ppm
Largest possible measuring span	99.999 ppm
Concentration units	ppm, C <sub>1</sub> , C <sub>3</sub> , C <sub>6</sub> or mgC/m <sup>3</sup>
Automatic measuring range switchover	Hysteresis, selectable
Measured value display	Digital concentration display (5 digits with floating point)
Resolution of the digital display	0.1% of the measured value
Position of use	Front panel vertical
Conformity	CE mark EN 50081-1, EN 50082-2
Oven temperature	Adjustable, factory setting 200 °C

#### Design, enclosure

Degree of protection	IP20 in accordance with EN 60529
Weight	approx. 23 kg

#### Electrical characteristics

Auxiliary power	100 ... 120 V AC (rated operational range 90 V ... 132 V), 48 ... 63 Hz or 200 ... 240 V AC (rated operational range 180 V ... 264 V), 48 ... 63 Hz
Power consumption	approx. 150 VA in operation, approx. 350 VA in the warm-up phase
EMC interference immunity (ElectroMagnetic Compatibility)	in accordance with standard NAMUR NE21 requirements (08/98)
Electrical safety	in accordance with EN 61010-1, overvoltage category II
Fuse values	100 ... 120 V: 4.0T/250 200 ... 240 V: 2.5T/250

#### Gas inlet conditions

Permissible sample gas pressure	
• without pump	< 2000 hPa abs.
• with built-in pump	600 ... 1100 hPa
Sample gas flow	18 ... 60 l/h (0.3 ... 1 l/min)
Sample gas temperature	0 ... 200 °C
Sample gas humidity	< 90 % RH (RH: relative humidity.)

#### Time response

Warm-up period	approx. 2-3 h at room temperature
Response time (T <sub>90</sub> )	2 ... 3 s
Attenuation (electrical time constant)	0 ... 100 s, parameterizable
Dead time (purging time of the gas line in the device at 1 l/min)	with filter 2 ... 3 s
Time for signal processing in the device	< 1 s

#### Measuring response

Output signal fluctuation	< 0.75% of the smallest possible measuring range according to the rating plate at an electronic attenuation constant of 1 s (this corresponds to ± 0.25% at 2σ)
Zero drift	< 0.5%/month of the smallest possible measuring span according to the rating plate
Measured value drift	< 1%/week of the appropriate measuring span
Repeatability	< 1% of the appropriate measuring span
Minimum detection limit	0.1 ppm (version for ultra-pure gas measurement: 50 ppb)
Linearity error	< 1% of the appropriate measuring span

#### Influencing variables

Ambient temperature	< 1%/10 K related to the least possible measuring span according to the rating plate
Ambient pressure	< 1%/50 hPa
Sample gas pressure	< 2% of the measuring span/1% pressure change (within 600 ... 1100 hPa)
Auxiliary power	< 1% at a change in the output signal span of ± 10%
Frequency	< 1%
Position influence	< 1% at an inclination < 15°

#### Electrical inputs and outputs

Analog output	0/2/4 ... 20 mA, floating; max. load 750 Ω
Relay outputs	6, with freely parameterizable changeover contacts for identifying the measuring range, for example; load rating: 24 V AC/DC /1 A, floating
Analog inputs	2, designed for 0/2/4 to 20 mA for pressure pick-ups externally and for correcting the influence of residual gas (interfering gas)
Binary inputs	6, designed for 24 V, floating, freely parameterizable, for measuring range switchover, for example
Serial interface	RS 485
Options	Autocal function with 8 additional binary inputs and relay outputs, also with PROFIBUS PA or PROFIBUS DP

#### Climatic conditions

Permissible ambient temperature	5 ... +45 °C in operation, -30 ... +70 °C for storage and transport
Permissible humidity	< 90% RH (RH: relative humidity) mid-year, for storage and transport (no exceeding of dew point)

# Continuous Gas Analyzers, extractive FIDAMAT 6

19" unit

2

FIDAMAT 6 with pump and heated oven, with combustion air connection					
Gases	Input pressure	Operating pressure		Flow through FID	Flow through bypass
		Pump startup			
		without	with		
	hPa (abs.)	hPa (abs.)	hPa (abs.)	ml/min	ml/min
Combustion gas	3000 ... 5000	1000 ± 20		~ 25	—
Combustion air	3000 ... 5000	420 ± 20	1500	~ 320	~ 500
Sample gas	~ 1000	—	1500 ± 2	~ 3	~ 1000
Zero gas	3500 ... 4000	—	1500 ± 2	~ 3	~ 1000
Calibration gas	3500 ... 4000	—	1500 ± 2	~ 3	~ 1000

FIDAMAT 6 without pump and with heated oven, with combustion air connection					
Gases	Input pressure	Operating pressure		Flow through FID	Flow through bypass
		Sample/calibration gas			
		without	with		
	hPa (abs.)	hPa (abs.)	hPa (abs.)	ml/min	ml/min
Combustion gas	3000 ... 5000	1000 ± 20		~ 25	—
Combustion air	3000 ... 5000	1485 ± 2	1500	~ 320	~ 300
Sample gas	~ 2000	—	1500 ± 2	~ 3	~ 500
Zero gas	~ 2000	—	1500 ± 2	~ 3	~ 500
Calibration gas	~ 2000	—	1500 ± 2	~ 3	~ 500



# Continuous Gas Analyzers, extractive FIDAMAT 6

19" unit

2

Selection and Ordering Data	Order No.
<b>FIDAMAT 6 gas analyzer</b> 19" unit for installation in cabinets	7 MB 2 4 2 1 - - - - - A
<b>Gas connections</b> Pipe with outer diameter 6 mm Pipe with outer diameter 1/4"	0 1
<b>Version</b> Without pump, for sample gas with overpressure <sup>1)</sup> Without pump, for sample gas with overpressure; high-purity measurement <sup>1)</sup> With heated pump, for sample gas with atm. pressure	A B D
<b>Combustion air feed</b> With combustion air connection	A
<b>Channel number</b> 1-channel version	1
<b>Additional electronics</b> Without Autocal function • With 8 additional binary inputs/outputs • With 8 additional binary inputs/outputs and PROFIBUS PA interface <sup>1)</sup> • With 8 additional binary inputs/outputs and PROFIBUS DP interface <sup>1)</sup>	0 1 6 7
<b>Power supply</b> 100 ... 120 V AC, 48 ... 63 Hz 200 ... 240 V AC, 48 ... 63 Hz	0 1
<b>Combustion gases</b> H <sub>2</sub>	A
<b>Language</b> (supplied documentation, software) German English French Spanish Italian	0 1 2 3 4
<b>Further versions</b>	Order code
Please add „-Z“ to Order No. and specify order codes.	
Interface converter from RS 485 to RS 232	A11
Slide rails (2 rails)	A31
Set of Torx tools	A32
TAG labels (customer-defined inscriptions)	B03
Clean for O <sub>2</sub> service (specially cleaned gas path) <sup>1)</sup>	Y02
Measuring range in plain text, if different from standard setting	Y11
Special setting (only in conjunction with an application No.)	Y12
Extended special setting (only in conjunction with an application No.)	Y13
TÜV version according to 17. BImSch <sup>2)</sup>	Y17
<b>Retrofitting sets</b>	Order No.
RS 485/Ethernet converter <sup>1)</sup>	C79451-A3364-D61
RS 485/RS 232 converter	C79451-Z1589-U1
Autocal function with 8 binary inputs/outputs <sup>1)</sup>	C79451-A3480-D511
Autocal function with 8 binary inputs/outputs and PROFIBUS PA <sup>1)</sup>	A5E00057307
Autocal function with 8 binary inputs/outputs and PROFIBUS DP <sup>1)</sup>	A5E00057312

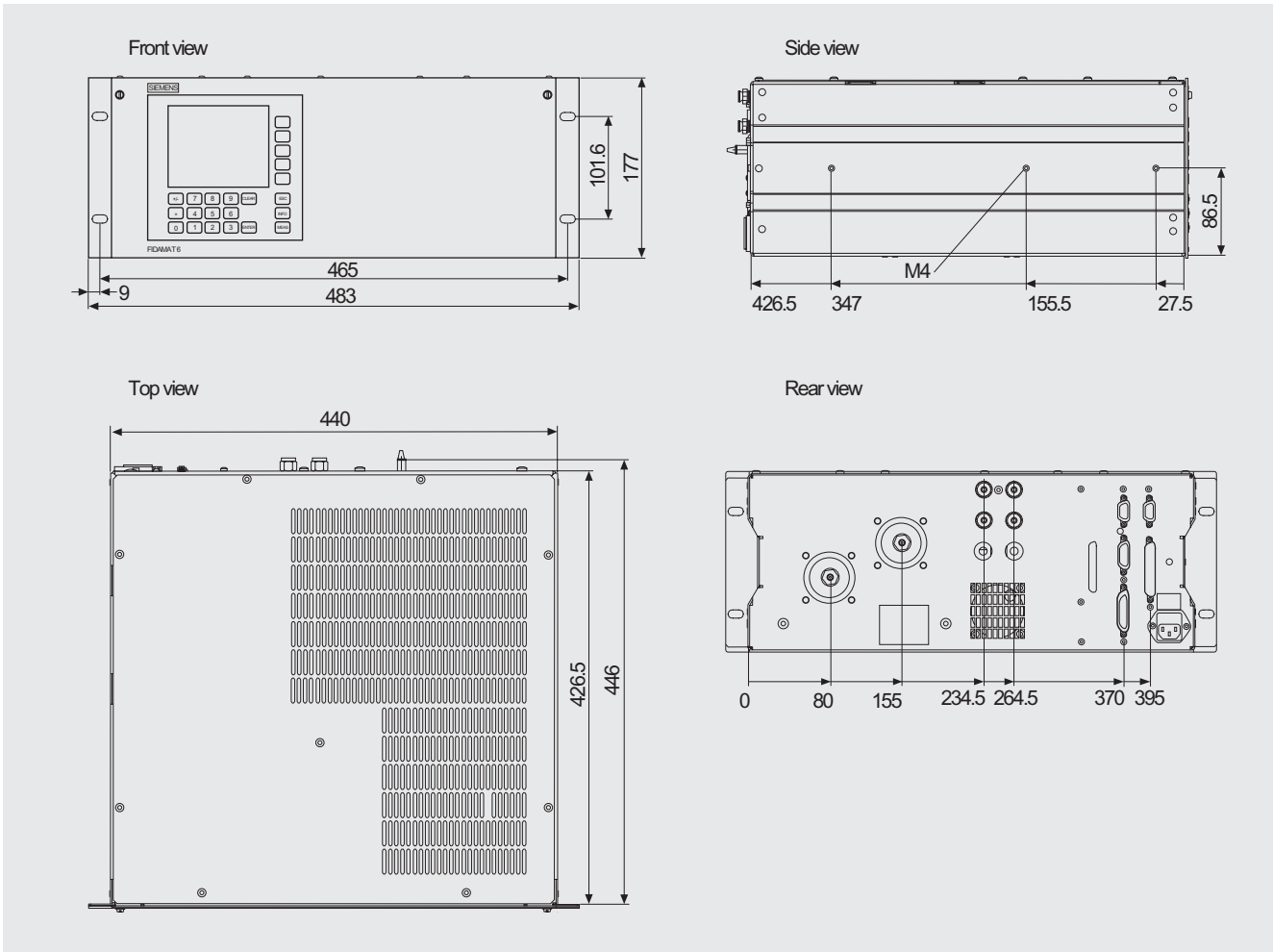
1) On request.  
2) In preparation.

# Continuous Gas Analyzers, extractive FIDAMAT 6

19" unit

## Dimensional drawings

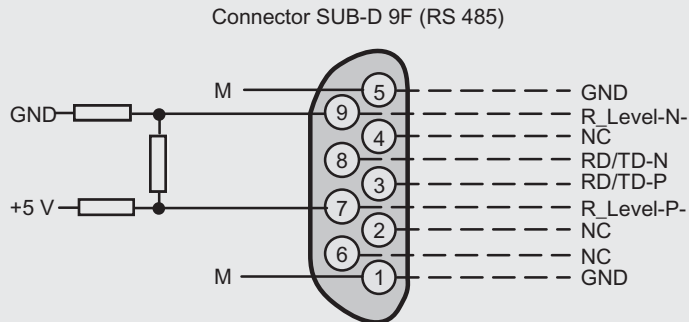
2



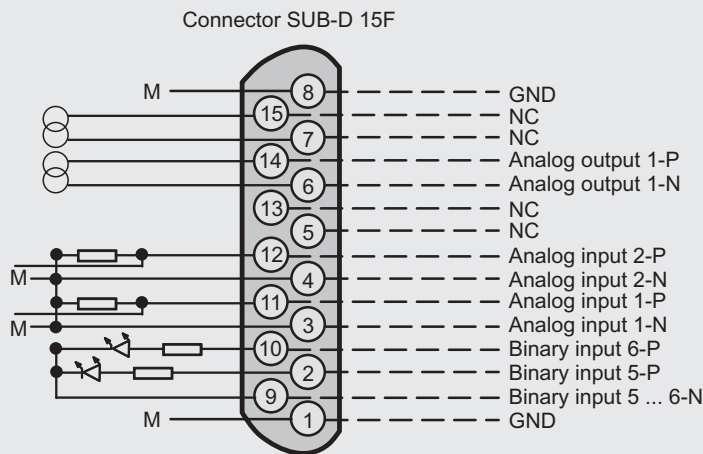
FIDAMAT 6, 19" unit, dimensions in mm

## Schematics

### Pin assignment (electrical and gas connections)



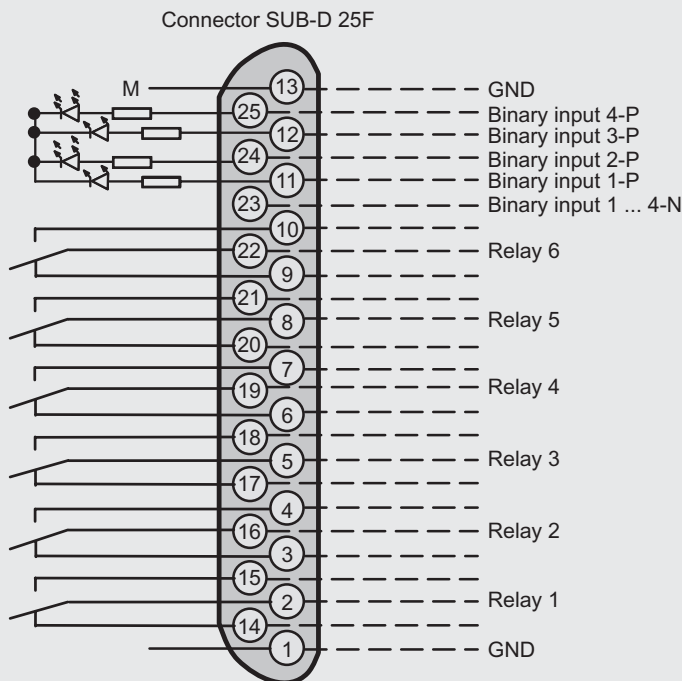
Possibility for connection of bus terminating resistors to pins 7 and 9.



Floating analog outputs (also with respect to one another),  $R_L \leq 750 \Omega$

Pressure correction  
Pressure correction  
Interfering gas correction  
Interfering gas correction

Non-floating analog inputs, 0 ... 20 mA/500  $\Omega$  or 0 ... 10 V (low-resistance)



Floating via opto isolator  
"0" = 0 V (0 ... 4.5 V)  
"1" = 24 V (13 ... 33 V)

Contact loading  
max. 24 V/1 A, AC/DC;  
relay contacts shown:  
de-energized relay coil

Note  
Cable and plug must be shielded and connected to chassis potential.

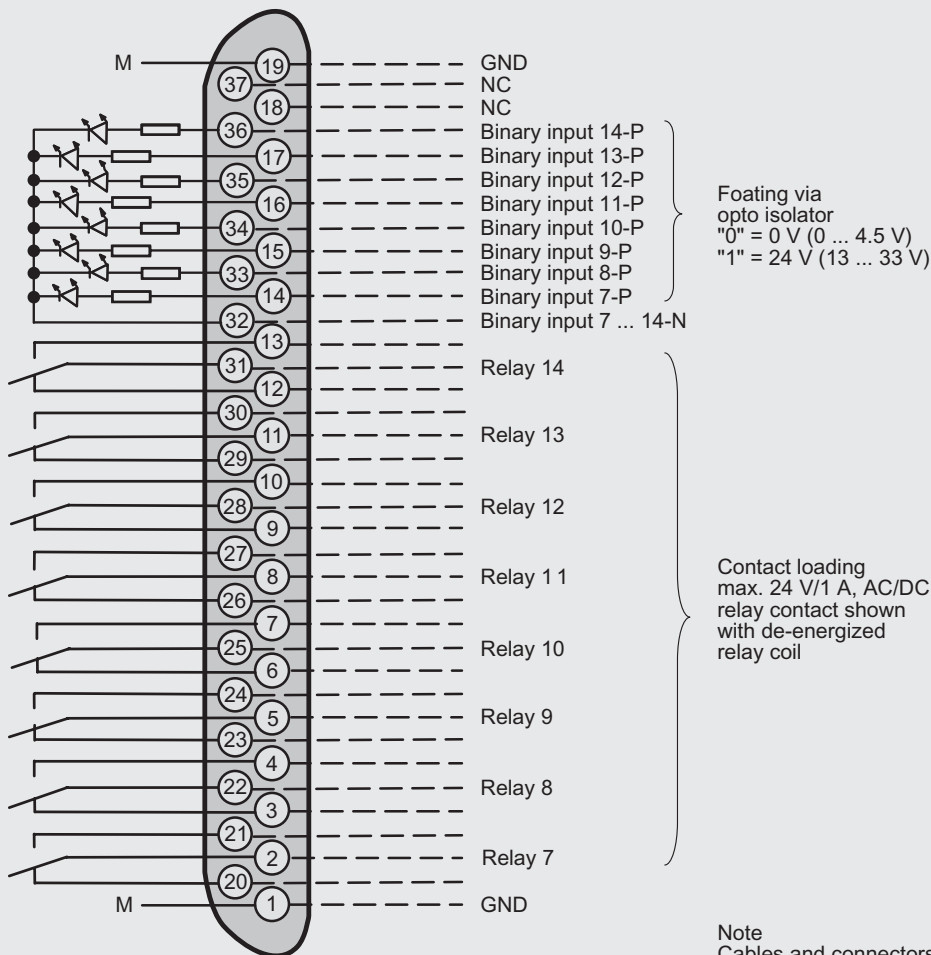
FIDAMAT 6, 19" unit, pin assignment

# Continuous Gas Analyzers, extractive FIDAMAT 6

19" unit

2

Connector SUB-D 37F (Option)

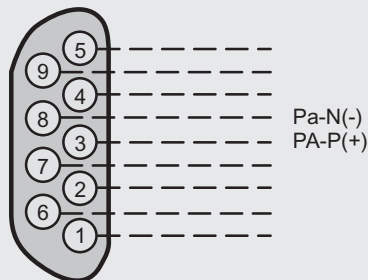
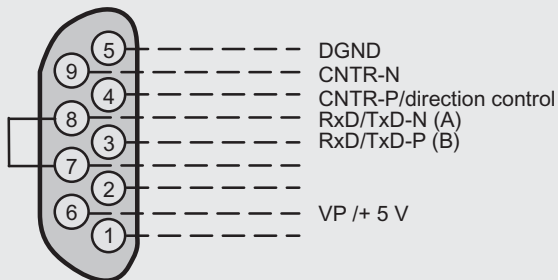


Note  
Cables and connectors must be shielded and connected to chassis potential.

Connector SUB-D 9F -X90  
PROFIBUS DP

optional

Connector SUB-D 9M -X90  
PROFIBUS PA

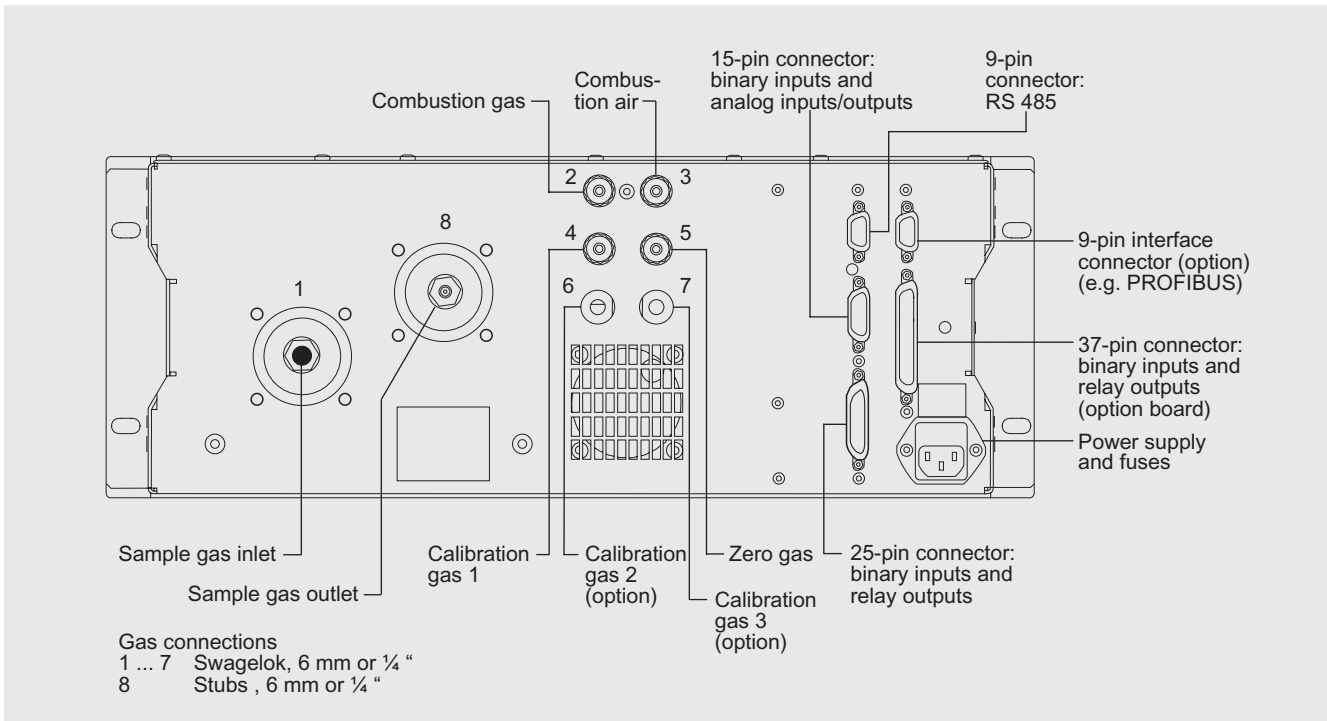


FIDAMAT 6, 19" unit, pin assignment of the Autocal board and PROFIBUS connectors

# Continuous Gas Analyzers, extractive FIDAMAT 6

19" unit

2



FIDAMAT 6, gas and electrical connections, version with pump

# Continuous Gas Analyzers, extractive FIDAMAT 6

## Documentation

### Selection and Ordering Data

Manual	Order No.
<b>FIDAMAT 6</b> Gasanalysengerät zur Bestimmung von Gesamtkohlenwasserstoff (German)	<b>A5E00221703</b>
<b>FIDAMAT 6</b> Gas Analyzer for the Determination of Total Hydrocarbon Content (English)	<b>A5E00222135</b>
<b>FIDAMAT 6</b> Analyseur de gaz pour la détermination des hydrocarbures totaux (French)	<b>A5E00222138</b>
<b>FIDAMAT 6</b> Analizador de gases para la determinación del contenido total de hidrocarburos (Spanish)	<b>A5E00222141</b>
<b>FIDAMAT 6</b> Apparecchio analisi del gas per la determinazione della quantità di idrocarburi totali (Italian)	<b>A5E00222144</b>

2

#### Selection and Ordering Data

Description	2 years (qty)	2 years (qty)	Order No.
<b>Analyzer section</b>			
FID oven insert	1	1	A5E00248859
FI detector, complete		1	A5E00295816
<b>Sample gas path</b>			
Pump	1	1	A5E00248837
Filter, with gasket for sample gas	1	3	A5E00248845
Pressure regulator	1	1	A5E00248851
Gasket for pressure regulator	1	2	A5E00295107
Filter, complete (sample gas inlet, 6 mm)		1	A5E00295928
Filter, complete (sample gas inlet, ¼ ")		1	A5E00295976
Solenoid valve (one-way)	1	2	A5E00296562
Solenoid valve (two-way)	1	2	A5E00296565
Gasket, PTFE, 1,5 mm (20 pieces)	1	2	C79451-A3040-D101
Gasket, graphite, 0.5 to 1 mm (20 pieces)	1	2	C79451-A3040-D102
Gasket, graphite, 1.5 mm (20 pieces)	1	2	C79451-A3040-D103
Gasket, graphite, 3 mm (20 pieces)	1	2	C79451-A3040-D105
Clamping ring, 1 mm (20 pieces)		1	C79451-A3040-D112
Clamping ring, 1.5 mm (20 pieces)		1	C79451-A3040-D113
Outer rings, 0.5 to 1 mm (20 pieces)		1	C79451-A3040-D121
Outer rings 1.5 to 3 mm (1/8 inch) (20 pieces)		1	C79451-A3040-D122
<b>Electronics</b>			
Front plate	1	1	A5E00248790
Adapter plate	1	1	A5E00248795
Temperature fuse	1	2	A5E00248802
Fuse link, 230 V AC	2	3	A5E00248819
Fuse link, 110 V AC	2	3	A5E00248822
LC display	1	1	A5E00248920
Cable, temperature sensor oven		1	A5E00283770
Cable, temperature sensor physics		1	A5E00283780
Cable, magnetic distribution		1	A5E00283800
Cable, heating oven, 230 V AC		1	A5E00283817
Cable, heating oven, 110 V AC		1	A5E00295469
Cable, tensile stress, complete		1	A5E00284092
Cable, measuring cable		1	A5E00284094
Cable, connecting cable	1	1	A5E00284095
Cable, connecting cable	1	1	A5E00284096
Axial-flow fan, 24 V DC		1	A5E00313839

If the unit was delivered with specially cleaned gas path for high oxygen content (so-called "Cleaned for O<sub>2</sub> service"), please absolutely specify it for a spare part order. This is the only way to guarantee that the gas path furthermore corresponds to the special requirements for this variant.

# Continuous Gas Analyzers, extractive FIDAMAT 6



2